

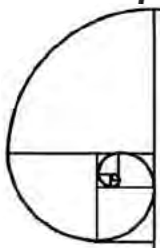
Directions:

1. **FIRST!** Check the scale below against an actual ruler.
2. Place this on a flat hard surface.
3. Step on the sandal template with your foot centered on the shape.
4. **Determine your size.**
You don't want a lot of room in front of your toes or behind your heel.

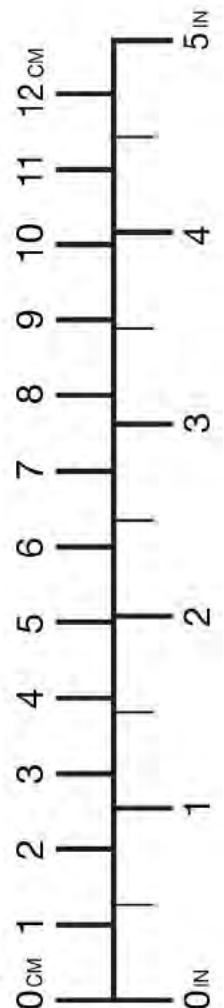
For expert help, take a couple photos of your foot on this template at similar angles as the diagram and email us at:

EarthRunnersInfo@gmail.com

TAPE PAGE 2 RIGHT HERE

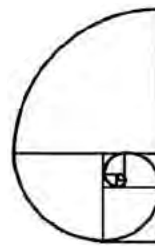
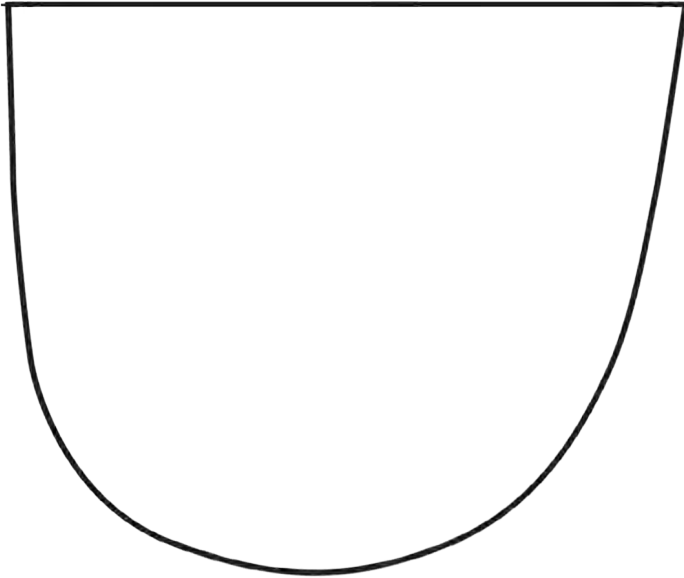


Print at 100% scale. If this scale doesn't match your ruler re-print this template and be sure to set your computer printing setup scale to 100% or 'actual size'. Be sure 'scale to fit' is not checked.





FOLD HERE AND TAPE TO PAGE 1



Print at 100% scale. If this scale doesn't match your ruler re-print this template and be sure to set your computer printing setup scale to 100% or 'actual size'. Be sure 'scale to fit' is not checked.

